

# UKULELE



FOR


# BEGINNERS

meditative  
fun sweet  
adorable songs music surprising  
ukulele  
peace joy beautiful  
uplifting community  
happy-place

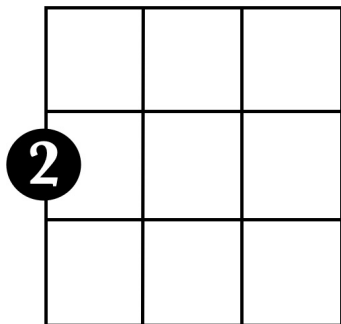


# Your First Four Chords

**C**

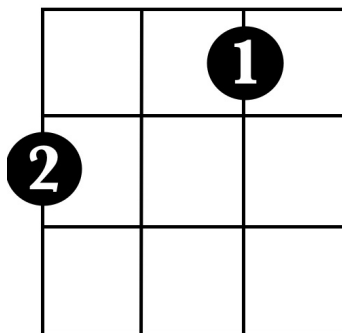


**Am**

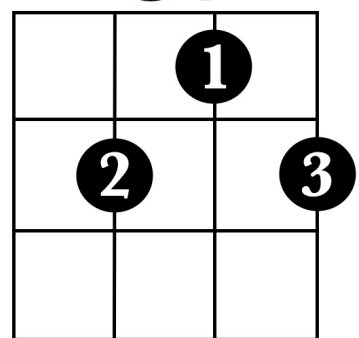


(A minor)

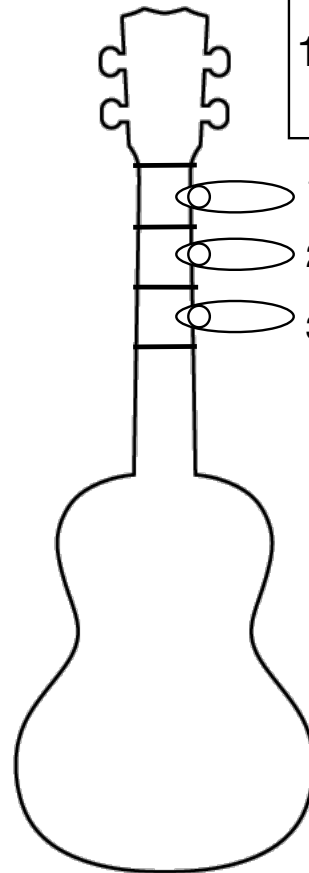
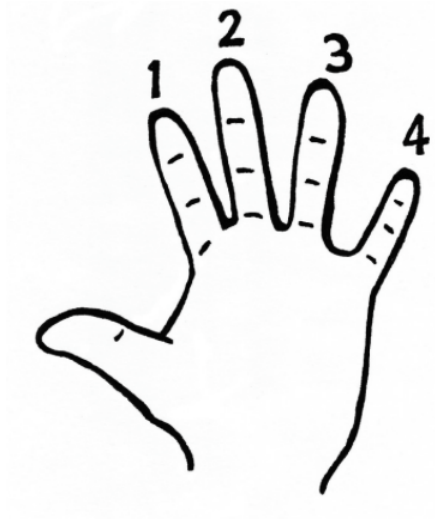
**F**



**G7**

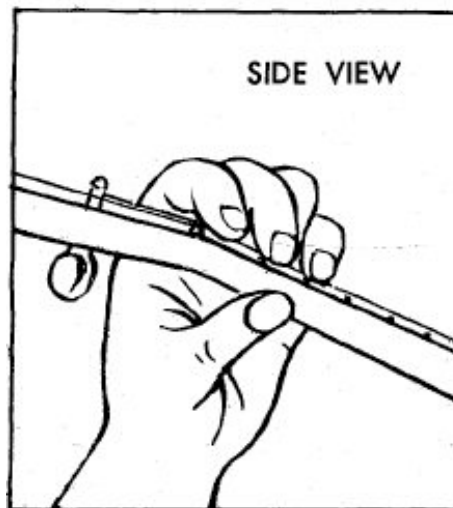


# LEFT HAND POSITION



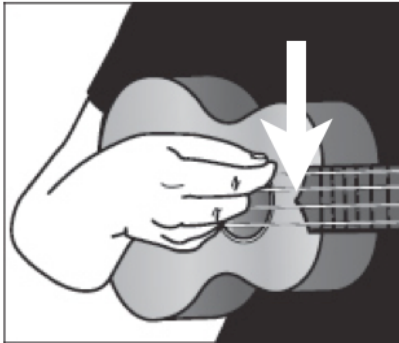
The  
1-Finger-Per-Fret  
Rule

- 1st finger, 1st fret
- 2nd finger, 2nd fret
- 3rd finger, 3rd fret



# RIGHT HAND POSITION and STRUMMING

## BASIC STRUMMING:



Strum DOWN with the back of your fingernail(s).

Count: ONE TWO THREE FOUR

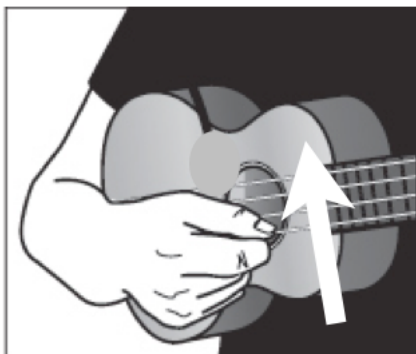
This equals “one measure” of music.

You are playing “quarter notes”.

Your fingers should be strumming down in the vicinity of the sound-hole on your ukulele.

---

## FANCIER STRUMMING:



After you have strummed down once with the back of your fingernail(s), strum UP with your thumbnail.

This should feel like a natural and connected movement, as your hand has to come up anyway in order to do the next downstroke. Just let the thumbnail graze the strings as you are naturally coming up.

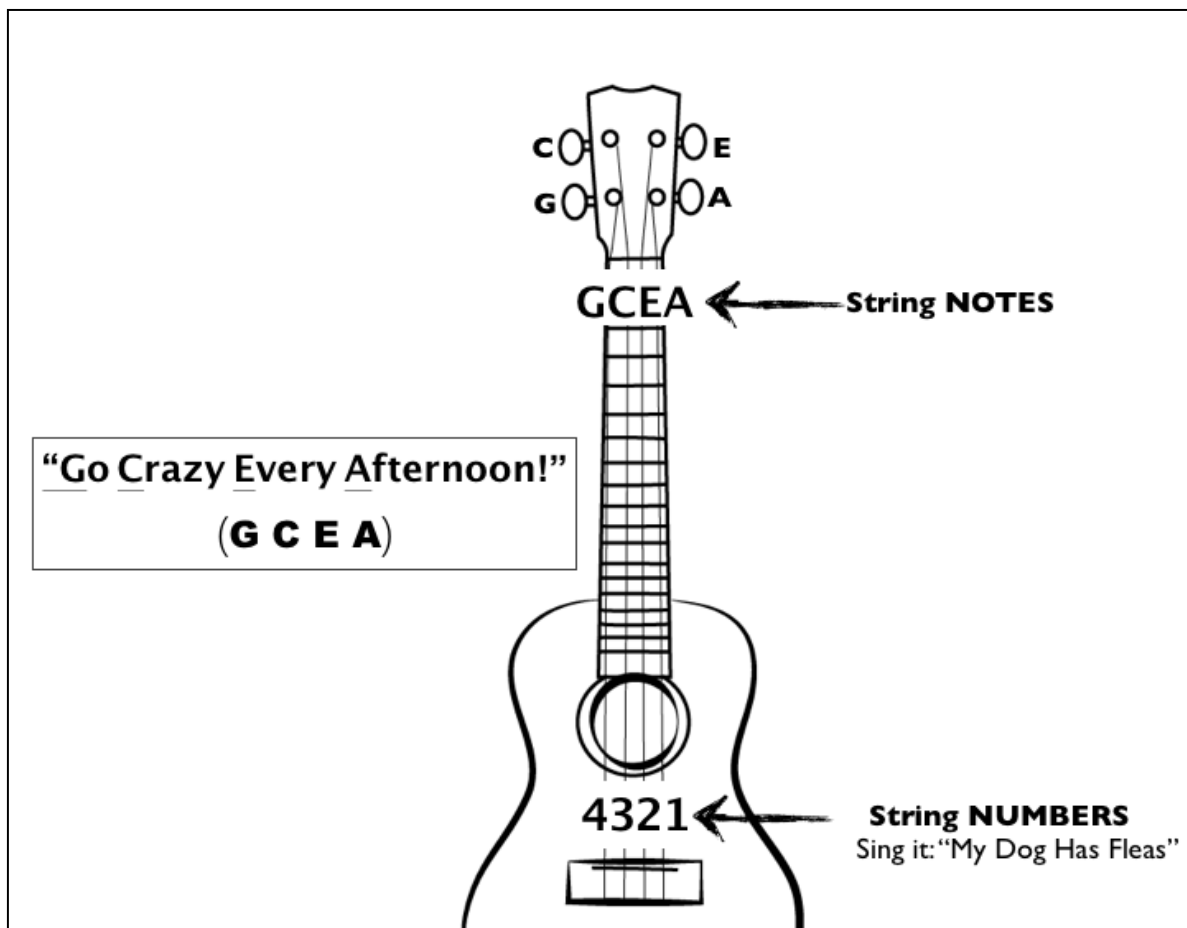
Count: ONE and TWO and THREE and FOUR and

The NUMBERS are downstrokes (fingers),  
the ANDS are upstrokes (thumb).

This still equals “one measure” of music.

You are playing “eighth notes”.

Ukulele Notes: **G C E A**



## What your tuner is telling you:

(different models vary, but all work on the same principle.)



Your note is a  
quite a bit too low.



Your note is a  
little bit too low.



**Your note is  
in tune!**



Your note is a  
little bit too high.



Your note is a  
quite a bit too high.

## **Kookaburra** - traditional (one chord!)

C C  
Kookaburra sits in the old gum tree

C C  
Merry, merry king of the bush is he

C C  
Laugh, Kookaburra! Laugh, Kookaburra!

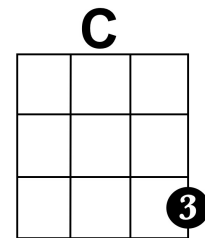
C C  
Gay your life must be

C C  
Kookaburra sits in the old gum tree

C C  
Eating all the gum drops that he can see

C C  
Stop, Kookaburra! Stop, Kookaburra!

C C  
Leave some there for me



## ANTS GO MARCHING

Am Am  
The ants go marching one by one, hurrah, hurrah

Am Am  
The ants go marching one by one, hurrah, hurrah

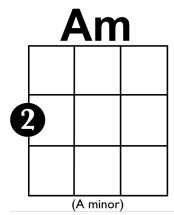
Am  
The ants go marching one by one,

Am  
The little one stops to suck his thumb

Am  
And they all go marching

Am  
Down to the ground, To get out of the

Am  
rain BOOM! BOOM! BOOM!

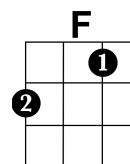


2. 2 by 2, the little one stops to tie his shoe...
3. 3 by 3, the little one stops to climb a tree..
4. 4 by 4, the little one stops to shut the door
5. 5 by 5, the little one stops to take a dive
6. 6 by 6, the little one stops to pick up sticks
7. 7 by 7, the little one stops to pray to heaven
8. 8 by 8, the little one stops to roller skate
9. 9 by 9, the little one stops to check the time
10. 10 by 10, the little one stops to shout "The End"

## COCONUT SONG – Harry Nilsson

F F  
Brother bought a coconut, he bought it for a dime

F F  
His sister had another one, she paid it for a lime



F F  
She put the lime in the coconut, and drank 'em both up

F F  
She put the lime in the coconut, and drank 'em both up

F F  
She put the lime in the coconut, and drank 'em both up

F F  
She put the lime in the coconut, called the doctor, woke him up, said:

F F F F  
"Doctor, ain't there nothin' I can take, I say, Doctor, to relieve this belly ache?

F F F F  
"Doctor, ain't there nothin' I can take, I say, Doctor, to relieve this belly ache?  
("Now let me get this straight ")

F F  
You put the lime in the coconut, you drank 'em both up

F F  
You put lime in the coconut, you drank 'em both up

F F  
You put lime in the coconut, you drank 'em both up

F F  
You put lime in the coconut, you called your doctor, woke him up, said:

F F F F  
"Doctor, ain't there nothin' I can take, I say, Doctor, to relieve this belly ache?

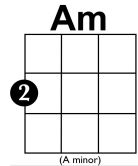
F F F F  
"Doctor, ain't there nothin' I can take, I say, Doctor, to relieve this belly ache?

**Put the lime in the coconut, drink them both together,  
Put the lime in the coconut, then you feel better,  
Put the lime in the coconut, drink them both up,  
Put the lime in the coconut, and call me in the morning**

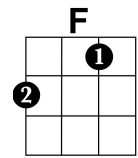
## ELEANOR RIGBY – BEATLES

Am Am Am F  
Eleanor Rigby - picks up the rice in the church where a wedding has been  
F Am Am Am  
Lives in a dream - Waits at the window, wearing the face that she keeps in a jar  
F F  
by the door - Who is it for?

Am Am F Am  
**All the lonely people - Where do they all come from?**  
Am Am F Am  
**All the lonely people - Where do they all belong?**



Am Am Am F  
Father McKenzie, writing the words of a sermon that no one will hear  
F  
No one comes near.  
Am Am Am F  
Look at him working - Darning his socks in the night when there's nobody there  
F  
What does he care?



Am Am F Am  
**All the lonely people - Where do they all come from?**  
Am Am F Am  
**All the lonely people - Where do they all belong?**

F F Am Am  
**Aah, look at all the lonely people**  
F F Am Am  
**Aah, look at all the lonely people**

Am Am Am F F  
Eleanor Rigby, died in the church and was buried along with her name - Nobody came  
Am Am Am F  
Father McKenzie, wiping the dirt from his hands as he walks from the grave  
F  
No one was saved

Am Am F Am  
**All the lonely people - Where do they all come from? .....**  
(repeat chorus, as above)

**SINGING in the RAIN** - (Arthur Freed & Nacio Herb Brown, a al Gene Kelly)  
(first vocal note = G, 2 octaves)

INTRO: / C / C /

C C C C  
(I'm) singin' in the rain, just singin' in the rain

C C G7 G7  
What a glorious feeling, I'm happy again

G7 G7 G7 G7  
I'm laughing at clouds, so dark up above

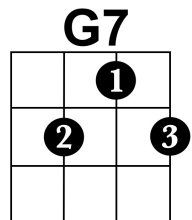
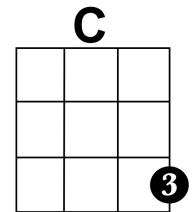
G7 G7 C C  
The sun's in my heart and I'm ready for love

C C C C  
Let the stormy clouds chase everyone from the place

C C G7 G7  
Come on with the rain, I've a smile on my face

G7 G7 G7 G7  
I'll walk down the lane, with a happy refrain

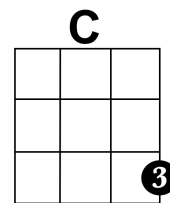
G7 G7 C C  
And singin', singin' in the rain



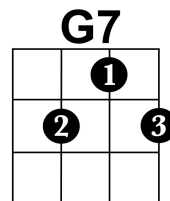
# SIMPLE GIFTS (traditional Shaker Hymn)

Intro: / C / C (sing "tis a" on 4th beat) /

C C  
( 'Tis a) gift to be simple, 'tis a gift to be free



G7 G7  
'Tis a gift to come down where we ought to be



C C  
And when we find ourselves in the place just right

G7 C  
It will be in the valley of love and delight

C C  
When true simplicity is gained

C G7  
To bow and to bend, we shan't be ashamed

C C  
To turn, turn, will be our delight

G7 C  
Till by turning, turning, we come round right

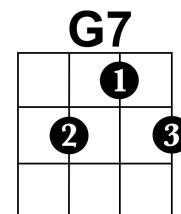
## GET BACK (The Beatles - uke)

**INTRO: / G7 / G7 / G7 / G7 /**

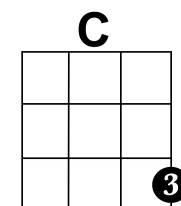
G7

G7

Jo Jo was a man who thought he was a loner



C	G7
But he knew he couldn't last	



G7 G7  
Jo Jo left his home in Tucson Arizona

C G7  
For some California grass

**G7                  G7                  C                                  G7**  
**Get Back, Get Back, Get Back to where you once belonged**

**G7                  G7                  C                                  G7**  
**Get Back, Get Back, Get Back to where you once belonged**

G7 G7  
Sweet Loretta Modern thought she was a woman

C G7  
But she was another man

G7 G7  
All the girls around her said she's got it coming

C G7  
But she gets it while she can (TO CHORUS)

## PROUD MARY (Creedence Clearwater Revival)

**INTRO: / C / C / C / C /**

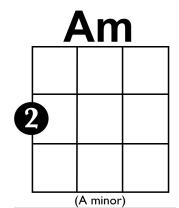
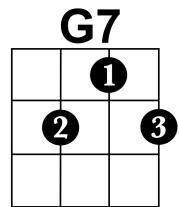
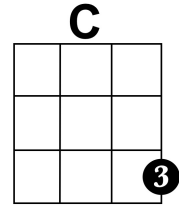
C C  
Left a good job in the city,  
C C  
Workin' for the man ev'ry night and day,  
C C  
And I never lost one minute of sleepin',  
C C  
Worryin' 'bout the way things might have been.

**G7 G7**  
**Big wheel keep on turnin',**  
**Am Am**  
**Proud Mary keep on burnin',**  
C C C C  
**Rollin', rollin', rollin' on the river.**  
C C C C  
**Rollin', rollin', rollin' on the river.**

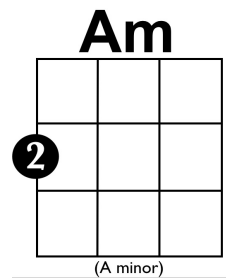
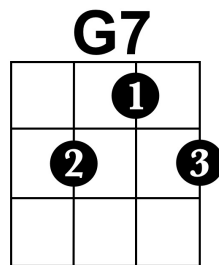
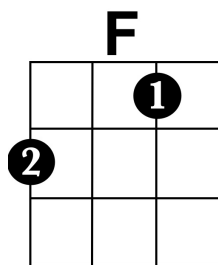
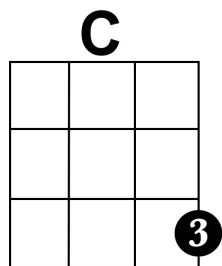
C C  
Cleaned a lot of plates in Memphis,  
C C  
Pumped a lot of pain down in New Orleans,  
C C  
But I never saw the good side of the city,  
C C  
'Til I hitched a ride on a river boat queen.

**G7 G7**  
**CHORUS: Big wheel keep on turnin'.....**

C C  
If you come down to the river,  
C C  
Bet you gonna find some people who live.  
C C  
You don't have to worry 'cause you have no money,  
C C  
People on the river are happy to give. **(TO CHORUS)**



# Practice Progressions:



1. //: C / Am / F / Am ://

2. //: F / G7 / F / Am ://

3. //: C / G7 / F / G7 ://

4. //: Am / C / G7 / C ://